



INSTRUCTION MANUAL

ZMP 5010 MARKING-WEDGE GAUGE

version 1.1 dated 11.03.2026

Exclusion of liability 3

1 DESCRIPTION OF DEVICE 4

 1.1 Summary 4

2 SAFETY NOTES 5

 2.1 Dangers 5

 2.2 Safety notes 5

3 DELIVERY OF DEVICE 6

 3.1 Damages during carriage 6

 3.2 Standard delivery 7

4 HANDLING 8

5 TECHNICAL SPECIFICATION 9

Glossary 10

Enclosures: Certificate of manufacturer

The content of this document is intellectual property of trend-tech synergie gmbh and prohibited to be copied neither in a photomechanical or electronic way, nor in excerpts, saved and/or be passed on to other persons and institutions.

The features described in this instruction manual represent the complete technology of this instrument. These features are either included in the standard delivery or available as options at additional costs.

Illustrations, descriptions as well as the technical specifications conform to the instruction manual at hand at the time of publishing or printing. However, trend-tech synergie gmbh policy is one of continuous product improvement. All changes resulting from technical progress, modified construction or similar are reserved without obligation for trend-tech to update this instruction manual.

Some of the images shown in this instruction manual are of a pre-production model and/or are computer generated; therefore the design / features on the final version of this instrument may differ in various aspects.

The instruction manual has been drafted with the utmost care. Nevertheless, errors cannot be entirely excluded. The manufacturer will not be liable for errors in this instruction manual or for damages resulting from any errors.

The manufacturer will be grateful at any time for suggestions, proposals for improvement and references to errors.

1. DESCRIPTION OF DEVICE

1.1 Summary

The ZMP 5010 Marking-wedge Gauge is for quick determination of dry film thickness of road markings and similar coatings.

Application / application areas:

- For traffic authorities, road laboratories, manufacturers of road markings and contractors
- For all types of road markings with or without drop-on material
- For direct tests on site on the road or sample testing in the laboratory

In particular, this instrument has the following features:

- Test results are easily readable
- Easy to operate
- Sturdy construction

Enclosures: Certificate of manufacturer

2. SAFETY PRECAUTIONS AND WARNINGS

2.1 Dangers



Caution!

This note is included in this instruction manual wherever it is warned about dangers which will arise to life and limb of persons if the apparatus is handled improperly. Observe these notes and be particularly careful in these cases. Also inform other users on all safety notes. Besides the notes in these instruction manual the generally applicable safety instructions and regulations for prevention of accidents have to be taken into account.



Note

This symbol marks instructions you should take notice of in order to follow directions, specifications, correct working processes and to avoid data loss, damage or destruction of the instrument.

2.2 Safety notes



The ZMP 5010 Marking-wedge Gauge is exclusively intended for quick determination of dry film thickness of road markings and similar coatings. Any other use is considered as not being in accordance with the intentions of the manufacturer. The manufacturer is not liable for damage resulting from inappropriate application. The user bears the full responsibility.



Never leave the ZMP 5010 under direct sun exposure.



trend-tech synergie gmbh refuses all warranty and liability claims for damages caused by usage of the ZMP 5010 in combination with non-original accessories, or accessories from 3rd party suppliers.



Unauthorized modifications and changes of the ZMP 5010 are not permitted.



Reproduction without permission is not allowed.



For the operation of the ZMP 5010 apply all local safety regulations.

3. DELIVERY OF DEVICE

3.1 Damages during carriage

At the receipt of the goods, check for any visible damages at the outer packaging. If the packing is unharmed, you can sign the receipt documents. If you do suspect by your visual impression that damage has occurred, make a note of the visible damage on the delivery receipt or freight papers and get the carrier to sign it. Moreover, the forwarding agent / courier service must be held responsible for the damage in writing.



If a hidden damage is discovered while unpacking, you have to inform and hold the forwarding agent / courier service immediately in the following way: **“When opening the parcel we had to notice that etc.”** This superficial checking of the goods has to be done before the time limit of the forwarding agent / courier service expires which is normally within 7 days. However, the period could be less. Hence, it is recommended to check the exact time limit when receiving the goods.

If there are any damages also inform immediately your authorized trend-tech-agent or **trend-tech synergie gmbh** directly.

In case the device needs to be transported again at a later time, it has to be packaged properly. If the device was supplied in a carrying case or storage box, this original packaging needs to be used also for later shipments.

3.2 Standard delivery



The following parts are included in the delivery:

1 Marking-wedge Gauge	
1 certificate of manufacturer	

- ⚠ trend-tech synergie gmbh refuses all warranty and liability claims for damages caused by usage of the ZMP 5010 in combination with non-original accessories, or accessories from 3rd party suppliers.

4. HANDLING

- Place the wedge beside the marking to be tested and the gauge at an angle of 90° to the wedge vertically on the marking (see picture 1).
- Commence at the beginning of the wedge or, in any case, below the film thickness to be expected.
- Push the wedge below the recess of the gauge until the wedges touches the gauge.
- Read off the film thickness in mm on the wedge, and that always from the direction of movement (see picture 2).
- Repeat the test several times at several places to obtain an average value.



5. TECHNICAL SPECIFICATION

Material:	red, hard finish, solvent-resistant aluminium
Test range:	0 mm – 10 mm (0" – 0.39")
Resolution:	0.1 mm (3.94 mil)
Dimensions:	length of the wedge: 220 mm (8.66") length of the gauge: 200 mm (7.87")
Weight:	400 g (0.88 lbs)
Standards:	EN 13197, ZTV M 13
Warranty:	2 years

D

Damages during carriage..... 6
 Delivery of device 6
 Description of device 4

E

Exclusion of liability 3
 Extent of delivery 7

F

Features..... 4

H

Handling ZMP 5010 8

I

Instrument

Description 4
Extent of delivery..... 7

T

Technical specification 9
 Transportation damage 6

NOTES





trend-tech synergie gmbh | Marktplatz 17 | 4501 Neuhofen/Krems – Austria
+43 (0)7227/22206 | office@trend-tech.at | www.trend-tech.at