



## Colour Measurement (CM3)

With the OCS Colour Measurement (CM3) all types of pellets can be analysed by means of a colour spectrometer in a measuring channel with an inspection glass. The CM3 is usually connected upstream of the Pellet Scanner (PS25C). This scanner determines relevant colour values (Yellowness Index, Whiteness Index, CIE L\*a\*b\*, etc.) based on the recorded colour spectrum.

### Testable Raw Materials

- All types of pellets

### Features

- Visualisation of real-time results (by means of Pellet Scanner PS25C)

### Compatible with

- OCS Pellet Scanner (PS25C)
- OCS Pellet Analysing System (PA66)

### Sales Team



T +49 2302 95622-0  
F +49 2302 95622-33  
info@ocsgmbh.com  
www.ocsgmbh.com

### Address


OCS Optical Control Systems GmbH  
Wullener Feld 24  
58454 Witten  
Germany

### Technical Details

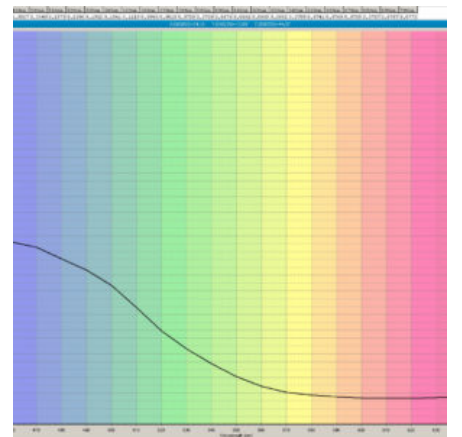
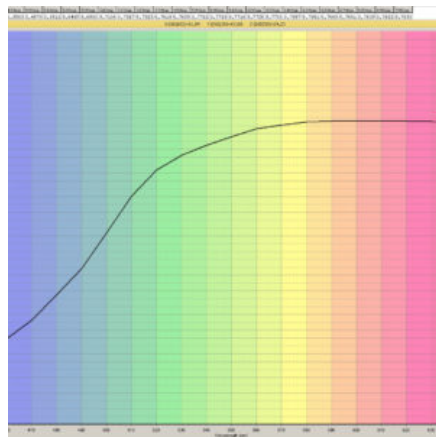
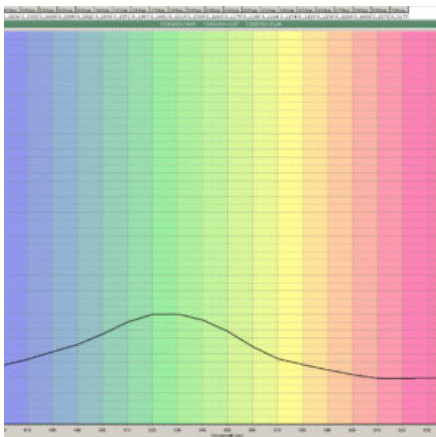
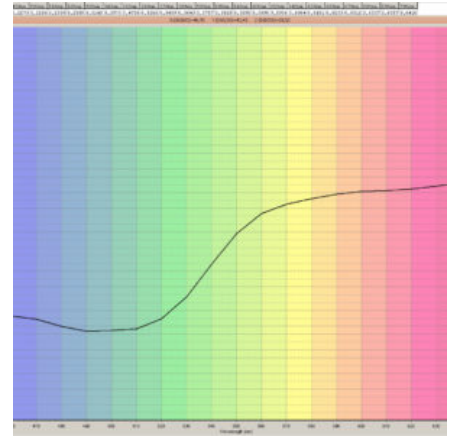
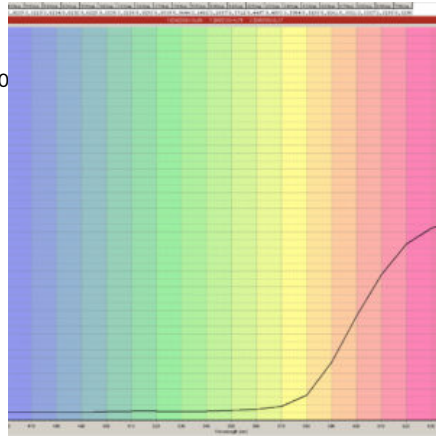
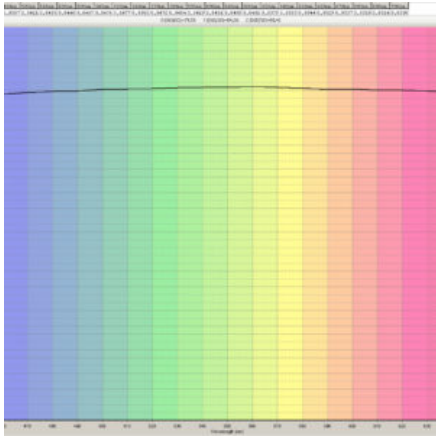
|                 |            |
|-----------------|------------|
| Colour spectrum | 400–700 nm |
| Resolution      | 10 nm      |
| Lighting        | LED        |

Communication protocol (via Pellet Scanner PS25C)

MODBUS (RTU, TCP/IP), PROFIBUS, PROFINET, OPC (Server/Client), CSV file, customer-specific



## More Product Pictures




## Similar Products



### Pellet Analysing System (PA66)

The modular OCS Pellet Analysing System (PA66) consists of the following components:  
 The Pellet Scanner (PS25C) detects impurities that show a colour deviation from the product  
 The Pellet Size and Shape Distribution Measurement (PSSD) classifies pellets (oversize and undersize, abrasion, agglomerates, etc.) according to their morphological properties  
 The Colour Measurement (CM3) measures relevant colour values (Yellowness Index, Whiteness Index, CIE L\*a\*b\*, etc.) based on the recorded colour spectrum (optional)  
 A further advantage is the data transfer of real-time results to the production and process control.  
 [vc\_column width="1/2"] Testable Raw Materials Highly transparent pellets Opaque pellets Includes OCS ... [read more on our Website]



### Pellet Size & Shape Distribution Measurement (PSSD)

With the OCS Pellet Size and Shape Distribution System (PSSD), all types of pellets can be analysed in free fall using a line scan camera. The system classifies pellets (over- and undersize, abrasion, agglomerates, etc.) according to their morphological properties. Further special features of the PSSD are the monitoring of the pelleting system (degree of abrasion of the cutters), the determination of the pellet weight (with optional weighing system) and the data transfer of the real-time results to the production and process control.  
 [vc\_column width="1/2"] Testable Raw Materials All types of pellets [vc\_column width="1/2"] Features High-speed CMOS line scan ... [read more on our Website]



### Pellet Scanner (PS25C)

With the OCS Pellet Scanner (PS25C), highly transparent and opaque pellets can be analysed on a vibration plate using a colour matrix camera. The system detects impurities that show a colour deviation from the product. An additional feature of the PS25C is a multi-track flap system (optional), which sorts out the contaminated pellets. Further advantages are the data transfer of the real-time results to the production and process control as well as the subsequent evaluation of the sorted-out pellets by further analysis systems.  
 [vc\_column width="1/2"] Testable Raw Materials Highly transparent pellets Opaque pellets Features High-performance 3CMOS colour matrix camera ... [read more on our Website]

Images, drawings and data are non-binding and subject to modification without prior notice. © 2026. All rights reserved - OCS Optical Control Systems GmbH | Wullener Feld 24 | 58454 Witten, Germany